



www.smartdry.com

SmartDRY™

Intelligent Dry Storage™



SmartDRY™ desiccant dry cabinet, for the storage of surface-mount technology (SMT) components with a Moisture Sensitive Level (MSL), intelligently maintains a low relative humidity (RH) as required by the IPC standard J-STD-033 while preventing electrostatic discharge (ESD) using durable electrically conductive powder paint surfaces over steel construction.

Fully network-capable with mobile connectivity and total accessibility from any networked device, ECD's SmartDRY™ Intelligent Dry Storage technology enables compatibility with smart factory, Industry 4.0 operations.

SmartDRY™ introduces a new level of recovery performance of less than 3 minutes to provide constant access to stored parts.

Unique interior "glow lighting" provides a bright white flood of light on command for inspection of contents and intelligently alters color to correspond with **Compliant** (Green), **Working** (Yellow), and **Alert** (Red) status that can be monitored at a glance.



ELECTRONICS



FOOD/BAKING



SOLAR



INDUSTRIAL

J-STD

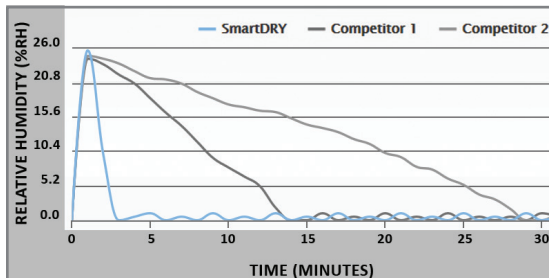
J-STD Performance

Achieves more than just compliance with innovative regeneration



Fast Recovery Time

Market-leading recovery time of less than 3 minutes provides constant access to stored parts. Exceptional, self-regulating drying technology allows assembly specialists to retrieve critical moisture-sensitive components from dry storage as many as 10 to 12 times per hour. That's more than twice the access of competitive dry cabinets.



Recovery Rate Comparison



Exceptional Quality

Designed by trusted electronics innovator ECD and quality-built in the U.S.A.



Network Capable

Industry 4.0 Ready - Integrated SmartDRY™ network capability tracks performance and events from one or many ECD SmartDRY™ storage cabinets. Access dry storage data 24/7 from any internet-enabled device.



Standard feature for all SmartDRY™ models

Intelligent Light Status

Immediate visual confirmation of dry storage status means no more guessing about cabinet readiness. A simple glance at SmartDRY™ and its green, amber or red interior lighting tells operators if the unit can be accessed. It's simple, effective and smart. An optional light tower can be integrated for visual status confirmation from across the factory floor.



OK

In compliance with J-STD-033

WORKING

SmartDRY™ Intelligent recovery in process

ALERT

Requires attention



Notable Features

SmartDRY™ Display

4.3" TFT LCD

Full color HD touch screen display makes controlling SmartDRY easier than ever before.

Easy-to-use

Quick access to all control functions:

- Light and Mute Alarm
- Modes: SmartDRY™ and SmartBAKE™
- Graph: RH and Temperature Histogram

SmartBAKE™ Mode (SD-10SB, E58-7310-10)

Eliminate time-consuming and complicated calculations for bake cycles. SmartDRY's Intelligent SmartBAKE™ feature automatically establishes J-STD-033 compliant bake times based on a component's MSL level, thickness and exposure time over floor life.

J-STD-033

Easily and automatically establish bake time and temperature (40°C), based on the J-STD MSL level and component size, making tables or calculations unnecessary.

Manual Bake

Manually adjust max temperature (40-60°C), humidity and time. Unlike traditional standalone baking ovens the SD-10SB with baking option is still a dry cabinet and will not re-expose your components to humidity once the bake cycle is over.

Overview



Restores floor life

SmartDRY™ maintains safe storage thru controlled humidity during SmartBAKE™



Flexible bake cycle programming

Bake to J-STD-033 automatically or manually set temperature, humidity and time



Maximizes the SmartDRY™ investment

Combines storage and bake-out in a single, compact footprint



ESD Safety

Completely ESD safe, SmartDRY™ offers everything manufacturers need to stay within standard on ESD compliance.

- Meet applicable portions of ESD20.20/IEC 61340-5-1
- Anti-Static surface resistance $\leq 1 \times 10^{12} \Omega/\text{sq}$
- 2 ea - 1/8" Wrist Strap Jacks
- Earth ground point
- Drag chain



SD-10

The SD-10 has storage capacity of 283 liters (10 cu ft - 2 doors, floor shelf) in a 45"H x 20"W x 30"D footprint and offers built-in network capability and a user friendly TFT LCD control display.

- SmartDRY™ Dry Cabinet
- Floor Shelf Only
 - Shelf & Rack Options (Fixed & Pull-Out): Flat Shelf, 7" Reel Rack & 7"/15" Combo Reel Rack
- Users Guide
- Quick Reference Guide
- ECD Warranty (2 Years)

Part Number	E55-7310-00
Doors	2
Door Opening	18.0"W x 17.5"H



SD-10SB

This SD-10 includes SmartBAKE™ which incorporates a powerful heater and insulation for baking out your components. It has storage capacity of 283 liters (10 cu ft - 2 doors, floor shelf) in a 45"H x 20"W x 30"D footprint and offers built-in network capability and a user friendly TFT LCD control display.

- SmartDRY™ Dry Cabinet
- SmartBAKE™ (40-60°C bake heater)
- Floor Shelf Only
 - Shelf & Rack Options (Fixed & Pull-Out): Flat Shelf, 7" Reel Rack & 7"/15" Combo Reel Rack
- Users Guide
- Quick Reference Guide
- ECD Warranty (2 Years)

Part Number	E58-7310-10
Doors	2
Door Opening	18.0"W x 17.5"H



SD-30

The SD-30 has storage capacity of 850 liters (30 cu ft - 6 doors, floor shelf) in a 70"H x 40"W x 30"D footprint and offers built-in network capability and a user friendly TFT LCD control display.

- SmartDRY™ Dry Cabinet
- Floor Shelf Only
 - Shelf & Rack Options (Fixed & Pull-Out): Flat Shelf, 7" Reel Rack & 7"/15" Combo Reel Rack
- Users Guide
- Quick Reference Guide
- ECD Warranty (2 Years)

Part Number	E55-7330-00
Doors	6
Door Opening	18.0"W x 17.5"H



SD-30XD

The SD-30XD has storage capacity of 850 liters (30 cu ft) with 2 tall doors facilitate easy accessibility for feeder trays in a 70"H x 40"W x 30"D footprint and offers built-in network capability and a user friendly TFT LCD control display.

- SmartDRY™ Dry Cabinet
- Floor Shelf Only
 - Shelf & Rack Options (Fixed & Pull-Out): Flat Shelf, 7" Reel Rack & 7"/15" Combo Reel Rack
- Users Guide
- Quick Reference Guide
- ECD Warranty (2 Years)

Part Number	E57-7339-00
Doors	2
Door Opening	18.0"W x 57.25"H



SD-48F

The SD-48F has storage capacity of 1360 liters (48 cu ft - 6 doors, floor shelf) in a 70"H x 40"W x 47"D footprint that is capable of holding feeders and offers built in network capability and a user friendly TFT LCD control display.

- SmartDRY™ Dry Cabinet
- Floor Shelf Only
 - Shelf & Rack Options (Fixed & Pull-Out): Flat Shelf
- Users Guide
- Quick Reference Guide
- ECD Warranty (2 Years)

Part Number	E55-7483-00
Doors	6
Door Opening	18.0"W x 17.5"H

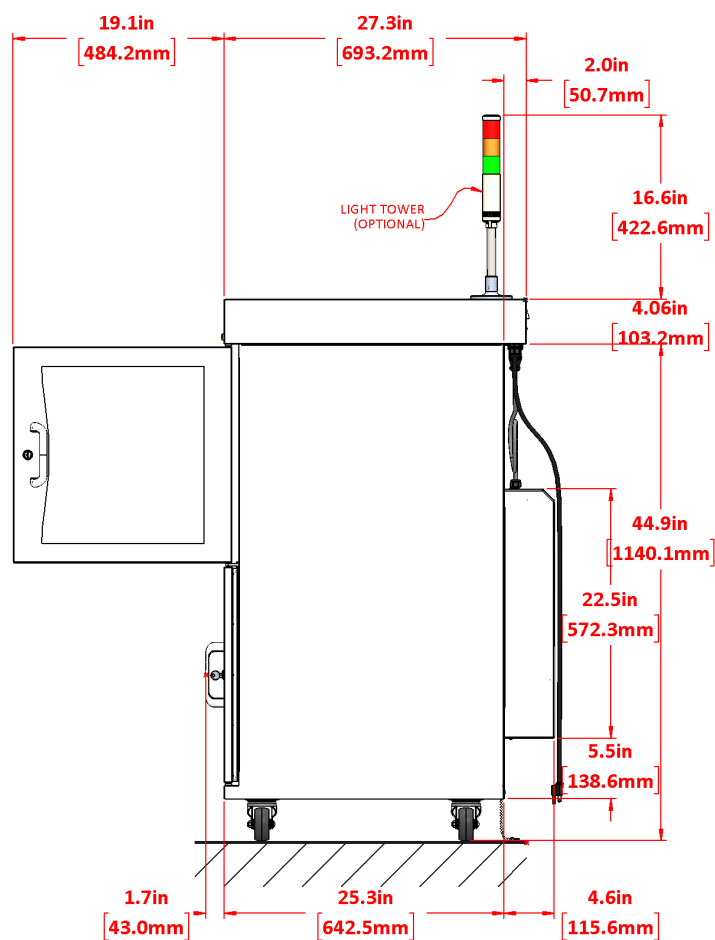
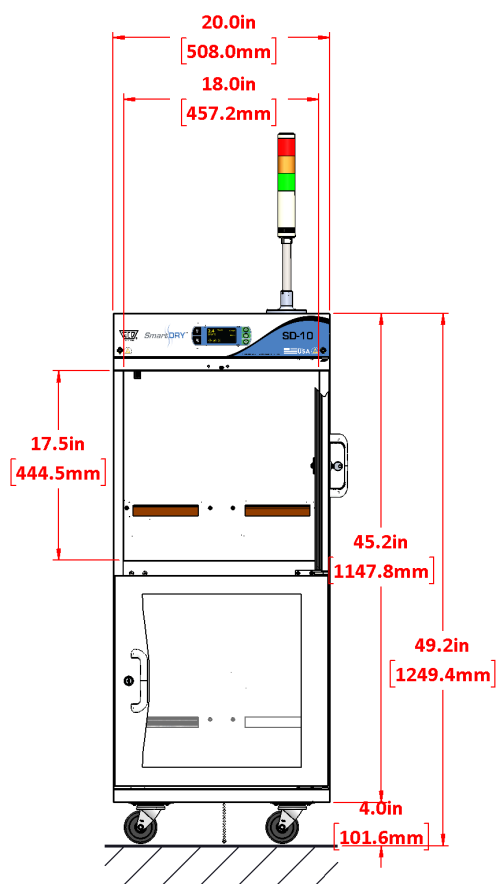


SD-48FXD

The SD-48F has storage capacity of 1360 liters (48 cu ft). 2 tall doors facilitate easy accessibility for feeder trays in a 70"H x 40"W x 47"D footprint that is capable of holding feeders and offers built in network capability and a user friendly TFT LCD control display.

- SmartDRY™ Dry Cabinet
- Floor Shelf Only
 - Shelf & Rack Options (Fixed & Pull-Out): Flat Shelf
- Users Guide
- Quick Reference Guide
- ECD Warranty (2 Years)

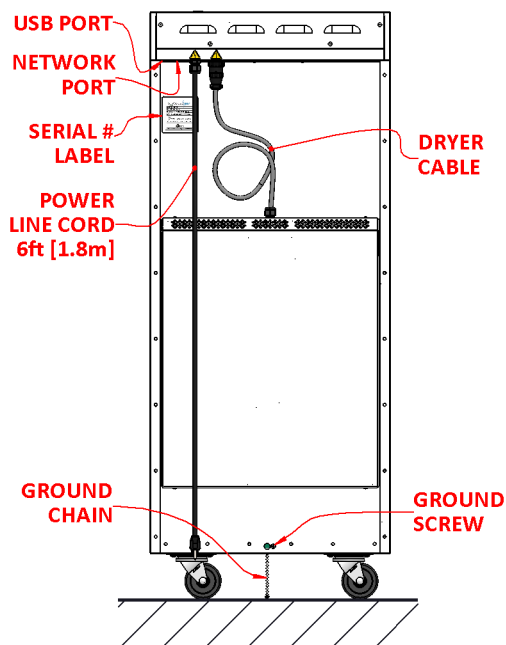
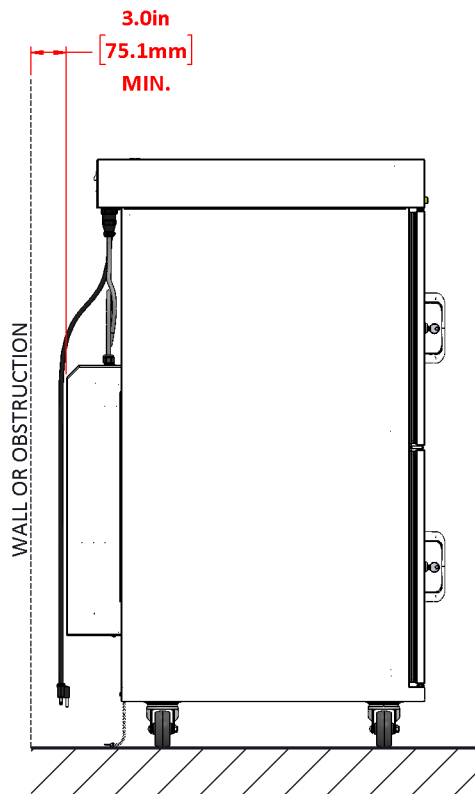
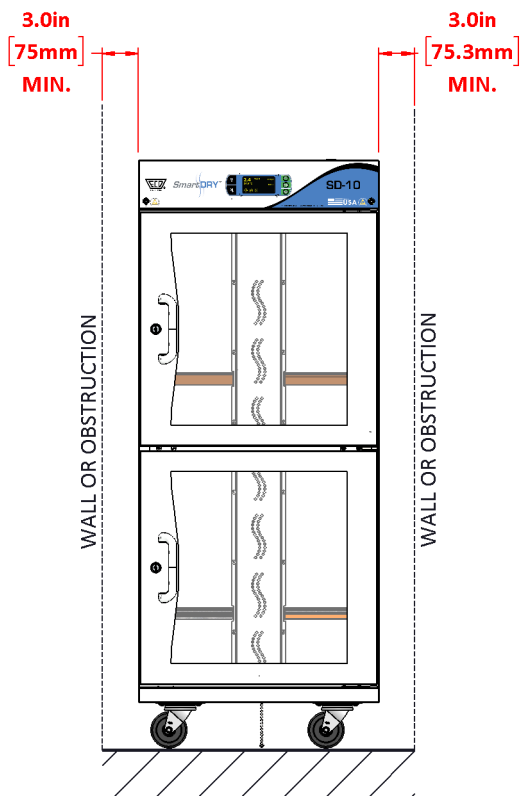
Part Number	E57-7489-00
Doors	2
Door Opening	18.0"W x 57.25"H



Specification	Value	Specification	Value
External Dimensions (H x W x D)	1143 mm x 508 mm x 762 mm [45" x 20" x 30"]	Recovery Time	< 3 minutes
Internal Dimension (H x W x D)	985 mm x 479 mm x 540mm [38.8" x 18.8" x 21.2"]	Power Consumption (Average)	10W Standby, 450W Max., 15W/Hr Ave. (1050W Peak w/ SmartBAKE Option)
Internal Capacity	283 liters (10 cu ft)	Display Resolution (RH/Temp)	0.1% / 0.1 °C (0.1 °F)
Number of Shelves	1 Floor Shelf	Accuracy (RH/Temp)	± 1.8% / ± 1 °C (1.8 °F)
Maximum Shelf Capacity	22 kg (50 lbs)	Castors	76.2 mm (3") Diameter
Maximum Cabinet Capacity	68 kg (150 lbs)	Cabinet Weight	< 70 kg (154 lbs)



SD-10/SD-10SB Installation Requirements



Power Source

The power requirements are listed on the cabinet serial number label. (220V 1ph, 50/60Hz or 120V 1ph 50/60Hz).

Position the unit to allow user access to the power cord for mains disconnect.

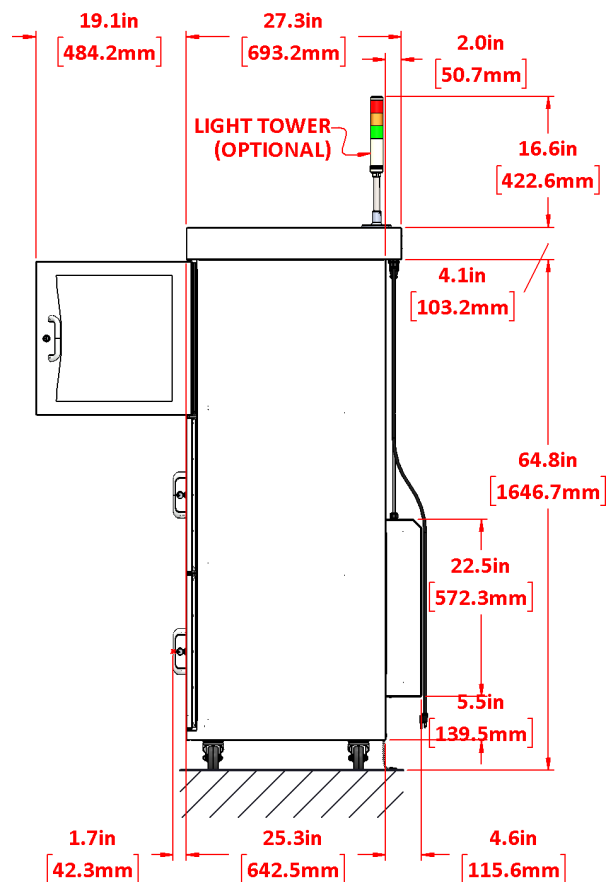
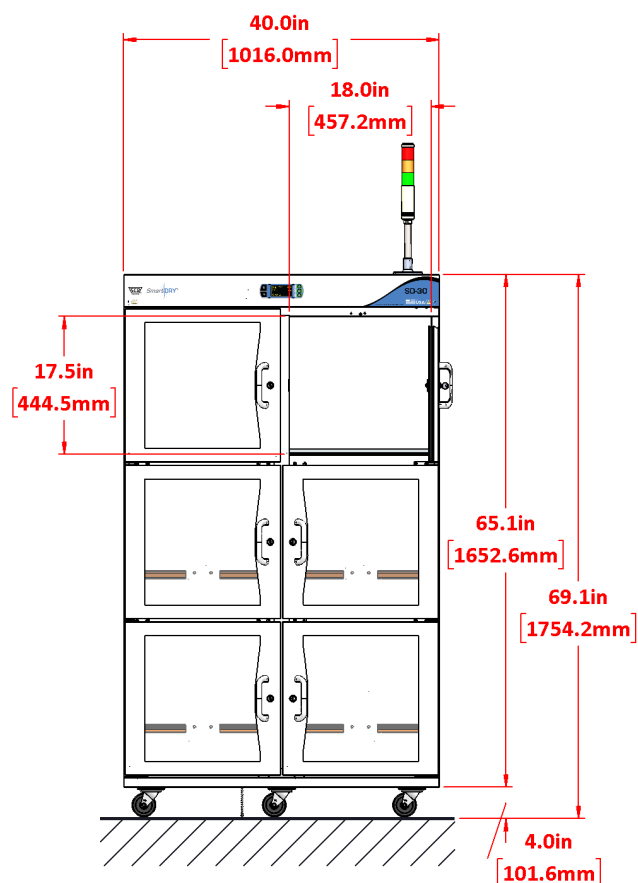
Location

Allow a minimum of 75 mm [3"] between the unit and any walls or obstructions which might block free air flow.

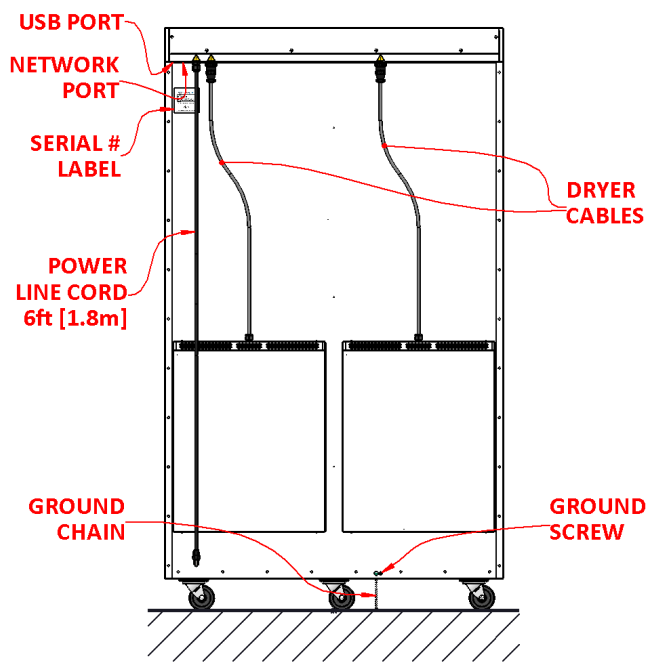
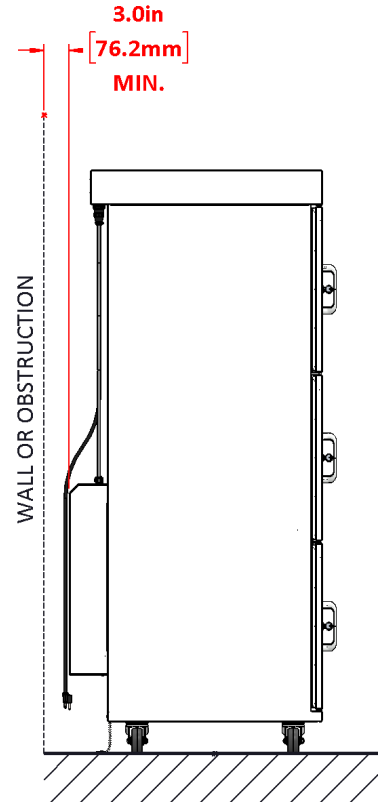
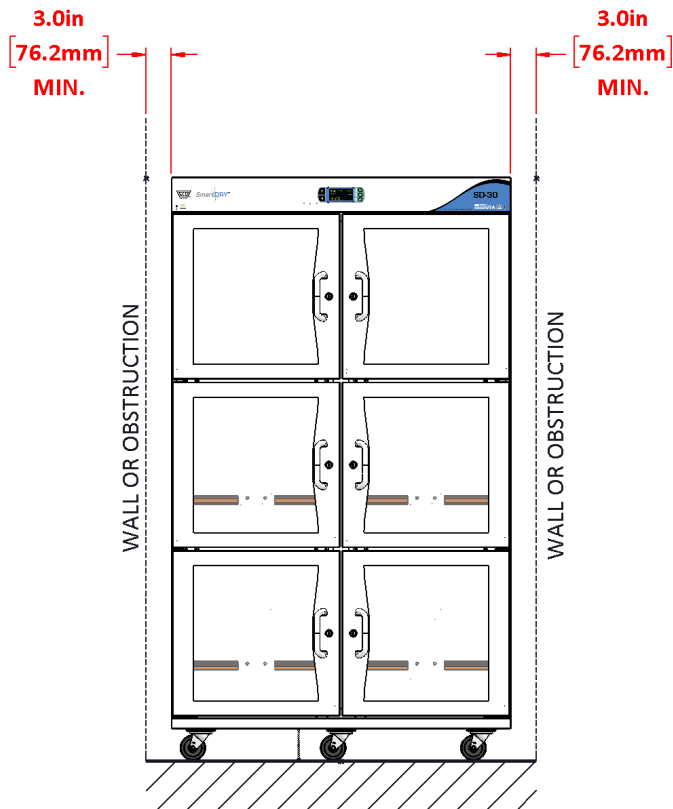
Avoid:

- Heat from radiators, ovens / production equipment
- Steam / Moisture
- Direct Sunlight
- Fast-moving air currents
- Heating/Cooling ducts





Specification	Value	Specification	Value
External Dimensions (H x W x D)	1778mm x 1016mm x 762mm (70" x 40" x 30")	Recovery Time	< 4 minutes
Internal Dimension (H x W x D)	1500mm x 990mm x 540mm (59" x 38.9" x 21.2")	Power Consumption (Average)	25W Standby, 850W Max., 30 W/Hr Average
Internal Capacity	850 liters (30 cu ft)	Display Resolution (RH/Temp)	0.1% / 0.1 °C (0.1 °F)
Number of Shelves	2 Floor Shelves	Accuracy (RH/Temp)	± 1.8% / ± 1 °C (1.8 °F)
Maximum Shelf Capacity	22 kg (50 lbs)	Castors	76.2 mm (3") Diameter
Maximum Cabinet Capacity	113 kg (250 lbs)	Cabinet Weight	< 163kg (360 lbs)



Power Source

The power requirements are listed on the cabinet serial number label. (220V 1ph, 50/60Hz or 120V 1ph 50/60Hz).

Position the unit to allow user access to the power cord for mains disconnect.

Location

Allow a minimum of 75 mm [3"] between the unit and any walls or obstructions which might block free air flow.

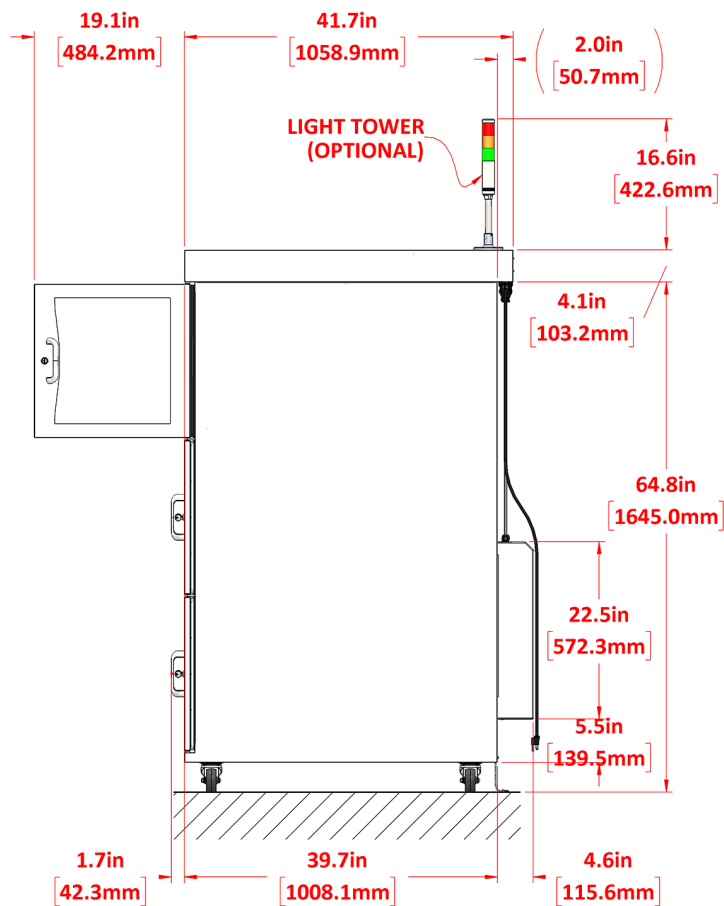
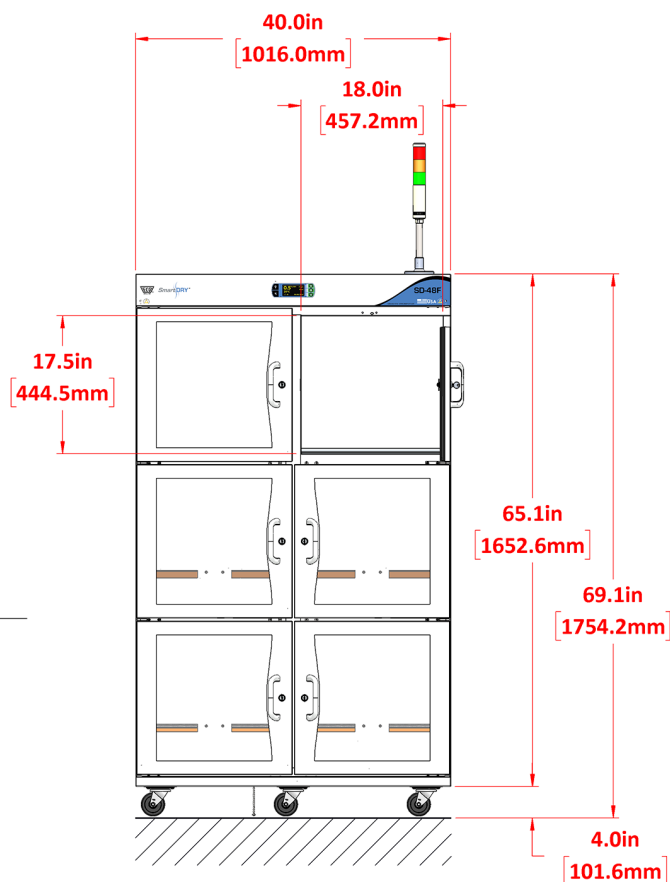
Avoid:

- Heat from radiators, ovens / production equipment
- Steam / Moisture
- Direct Sunlight
- Fast-moving air currents
- Heating/Cooling ducts





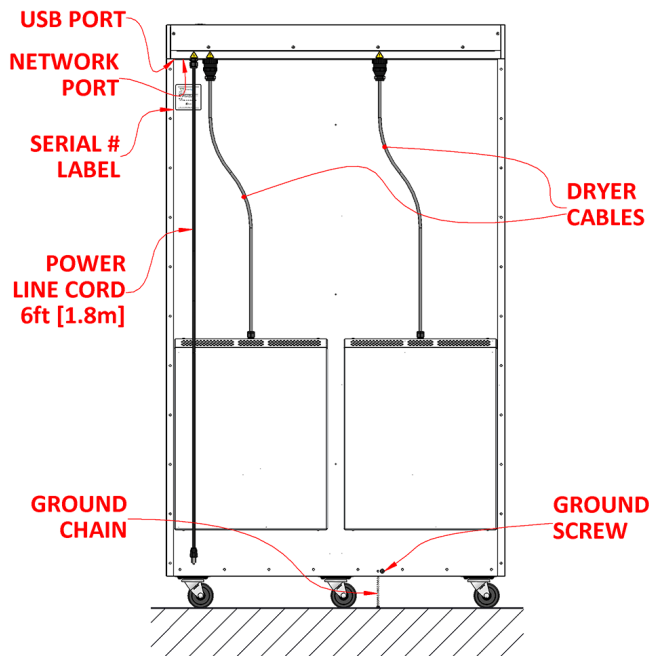
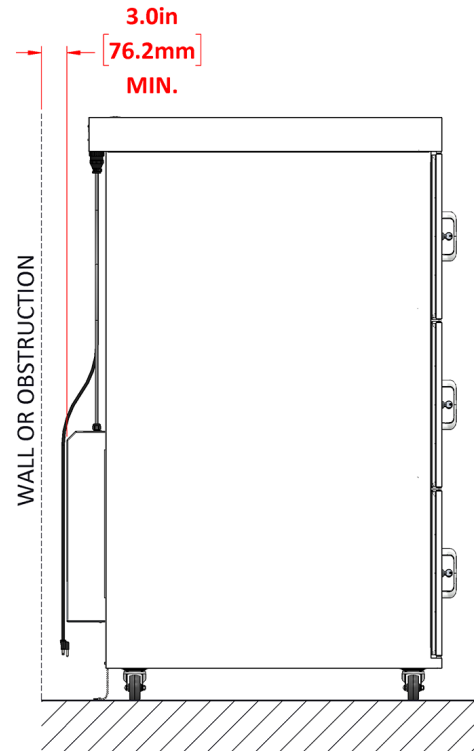
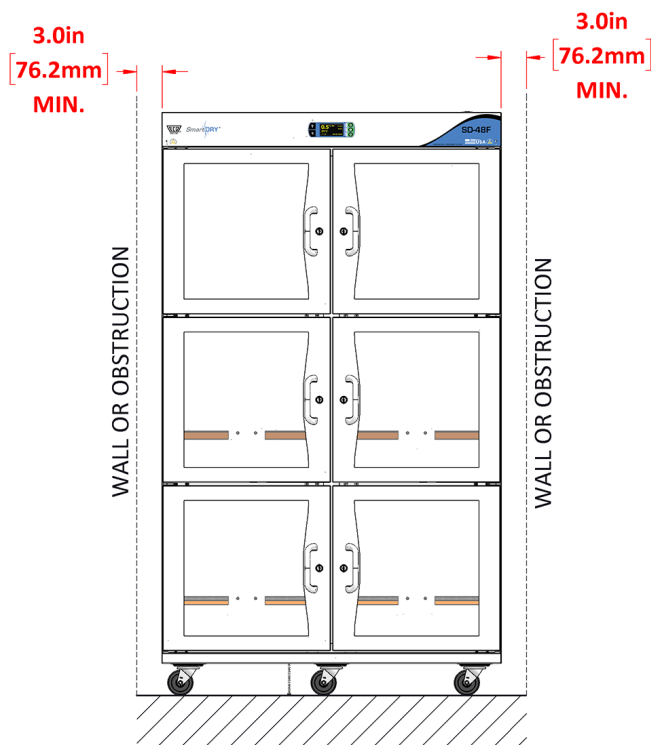
SD-48F/SD-48FXD Technical Data & Specifications



Specification	Value	Specification	Value
External Dimensions (H x W x D)	1778mm x 1016mm x 1194mm [70" x 40" x 47"]	Recovery Time	< 5 minutes
Internal Dimension (H x W x D)	1500mm x 990mm x 914mm [59" x 38.9" x 36"]	Power Consumption (Average)	25W Standby, 850W Max., 40 W/Hr Average
Internal Capacity	1360 liters (48 cu ft)	Display Resolution (RH/Temp)	0.1% / 0.1 °C (0.1 °F)
Number of Shelves	2 Floor Shelves	Accuracy (RH/Temp)	± 1.8% / ± 1 °C (1.8 °F)
Maximum Shelf Capacity	22 kg (50 lbs)	Casters	76.2 mm (3") Diameter
Maximum Cabinet Capacity	113 kg (250 lbs)	Cabinet Weight	<211kg (464 lbs)



SD-48F/SD-48FXD Installation Requirements



Power Source

The power requirements are listed on the cabinet serial number label. (220V 1ph, 50/60Hz or 120V 1ph 50/60Hz).

Position the unit to allow user access to the power cord for mains disconnect.

Location

Allow a minimum of 75 mm [3"] between the unit and any walls or obstructions which might block free air flow.

Avoid:

- Heat from radiators, ovens / production equipment
- Steam / Moisture
- Direct Sunlight
- Fast-moving air currents
- Heating/Cooling ducts



Shelf & Rack Options - Cabinet shelves for most of your common parts bins, boxes and reels.



Fixed

Shelf

- Horizontal shelf surface
- Kit includes Shelf and two fixed shelf supports
- Minimum Distance between shelves (all models):
 - Fixed: 22mm[0.87in]
 - Fixed to Pull-Out: 42mm [1.65in]

Part Number

E56-7379-23

E55-7483-23

Dimension (wide x deep)

18.8" x 20.9" (478mm x 531mm)

18.8" x 36.0" (478mm x 914mm)

Fits

SD-10, SD-10SB, SD-30 & SD-30XD

SD-48F & SD-48FXD TEST



Fixed

7" Reel Rack

- Vertical storage of 13/15" and 7" diameter SMT components reels on one rack
- Three rows of up to 24 reels each for up to 72 reels (8mm wide tape)
- Fixed width reel supports at 48mm (1.9") inside dimension
- Welded wire supports prevents loss

Part Number

E56-7379-23-107

Dimension (wide x deep)

16.7" x 20.8" (424mm x 528mm)

Fits

SD-10, SD-10SB, SD-30 & SD-30XD



Fixed

7"/15" Combo Reel Rack

- Vertical storage of 13/15" and 7" diameter SMT components reels on one rack
- Two rows (one for 7" and one for 13/15") of up to 24 reels (8mm wide tape)
- Fixed width reel supports at 48mm (1.9") inside dimension
- Welded wire supports prevents loss

Part Number

E56-7379-23-175

Dimension (wide x deep)

16.7" x 20.8" (424mm x 528mm)

Fits

SD-10, SD-10SB, SD-30 & SD-30XD

Shelf & Rack Options - Cabinet shelves for most of your common parts bins, boxes and reels.



Pull-out

Shelf

- Horizontal shelf surface
- Durable ball bearing track with full 22" pull-out travel
- Kit Includes the Shelf and two pull-out shelf supports
- Minimum Distance between shelves (all models):
 - Pull-out: 57mm [2.25in]
 - Pull-out to Fixed: 37mm [1.47in]

Part Number

E56-7379-23-200

E56-7483-23-200

Dimension (wide x deep)

16.8" x 20.9" (427mm x 531mm)

16.8" x 36.0" (427mm x 914mm)

Fits

SD-10, SD-10SB, SD-30 & SD-30XD

SD-48F & SD-48FXD



Pull-out

7" Reel Rack

- Vertical storage of 7" diameter SMT component reels
- Durable ball bearing track with full 22" pull-out travel
- Three rows of up to 24 reels each for up to 72 reels (8mm wide tape)
- Fixed width reel supports at 48mm (1.9") inside dimension
- Welded wire supports prevents loss

Part Number

E56-7379-23-207

Dimension (wide x deep)

16.7" x 20.8" (424mm x 528mm)

Fits

SD-10, SD-10SB, SD-30 & SD-30XD



Pull-out

7"/15" Combo Reel Rack

- Vertical storage of 13/15" and 7" diameter SMT components reels on one rack
- Durable ball bearing track with full 22" pull-out travel
- Two rows (one for 7" and one for 13/15") of up to 24 reels (8mm wide tape)
- Fixed width reel supports at 48mm (1.9") inside dimension
- Welded wire supports prevents loss

Part Number

E56-7379-23-275


Dimension (wide x deep)

16.7" x 20.8" (424mm x 528mm)

Fits

SD-10, SD-10SB, SD-30 & SD-30XD

Cabinet Options



Part Number

Colors:

Fits


Light alarm tower

- While SmartDRY™ comes standard with a unique interior lighting system to indicate the cabinet's status, a light alarm tower can be added for additional visibility. For situations where SmartDRY™ status requires confirmation from across the factory floor or from the rear of the system, the light alarm tower provides a 360° view.

E55-7379-74

Red, Yellow, Green

SD-10, SD-10SB, SD-30, SD-30XD, SD-48F & SD-48FXD



Part Number

Dials:

Fits

Combination Door Locks

- Secure keyless entry functionality eliminates worry about lost keys or non-authorized access.

P57-7850-34

3 (Resettable)

SD-10, SD-10SB, SD-30, SD-30XD, SD-48F & SD-48FXD



ECD North & South America
World Headquarters
 4287-B SE International Way
 Milwaukie, Oregon 97222-8825 U.S.A.
 Tel: +1 503 659 6100/+1 800 323 4548
 Fax: +1 503 659 4422
 E-Mail: sales@ecd.com | Web: www.ecd.com

ECD Asia/Pacific
Singapore
 Mobile: +65 9692 6822
 Fax: +65 6241 9890
 E-Mail: ecd.asia@ecd.com

ECD Europe/Africa/Middle East
 Mobile: +48 512 659 100
 E-Mail: ecd.europe@ecd.com

• Top rated customer support • No-cost ECD Online Training • Award winning software •

Accredited Lab



Member of



Awards



Social Networks

